

GENERAL NOTE

1. THIS DRAWING IS TO BE READ IN CONJUNCTION WITH ALL RELEVANT ARCHITECTS AND ENGINEERS DRAWINGS AND SPECIFICATIONS.
2. INSTALLATION WORK SHALL COORDINATE WITH THE ACTUAL HOSPITAL CONDITION.
3. ACTUAL QUANTITY SHOULD COORDINATE WITH THE ACTUAL SITE CONSTRUCTION STATUS.
4. HOSPITAL VISIT IS RECOMMENDED BEFORE PURCHASE OF ALL MATERIALS.
5. ALL MATERIALS, METHOD OF INSTALLATION AND QUALITY OF WORKMANSHIP SHOULD BE SUBJECT TO THE APPROVAL OF THE MECHANICAL ENGINEER.
6. ALL NECESSARY EXTERNAL PIPE WORK SHOULD BE INSULATED WITH APPROVED TYPE OF INSULATION MATERIALS.
7. ALL INSTALLATION SHALL BE ACCESSIBLE FOR FUTURE MAINTENANCE.

LEGEND:-

SYM.	DESCRIPTION
	AREA SERVICE VALVE UNIT (SHUTOFF VALVE BOX)
	AREA ALARM UNIT
	BS TYPE OXYGEN TERMINAL UNIT
	BALL VALVE

Date	Revision	Signature

Owner: **DOCTORS WITH AFRICA- CUAMM**

Dwg Title: **Black Lion NICU Oxygen, Medical AIR and Vacuum pipe system**

Project title: **Black lion NICU Rehabilitation**

LOCATION: **Addis Ababa**

Design By: **HAB CORE ENGINEERING PLC**

Scale: **1:100**

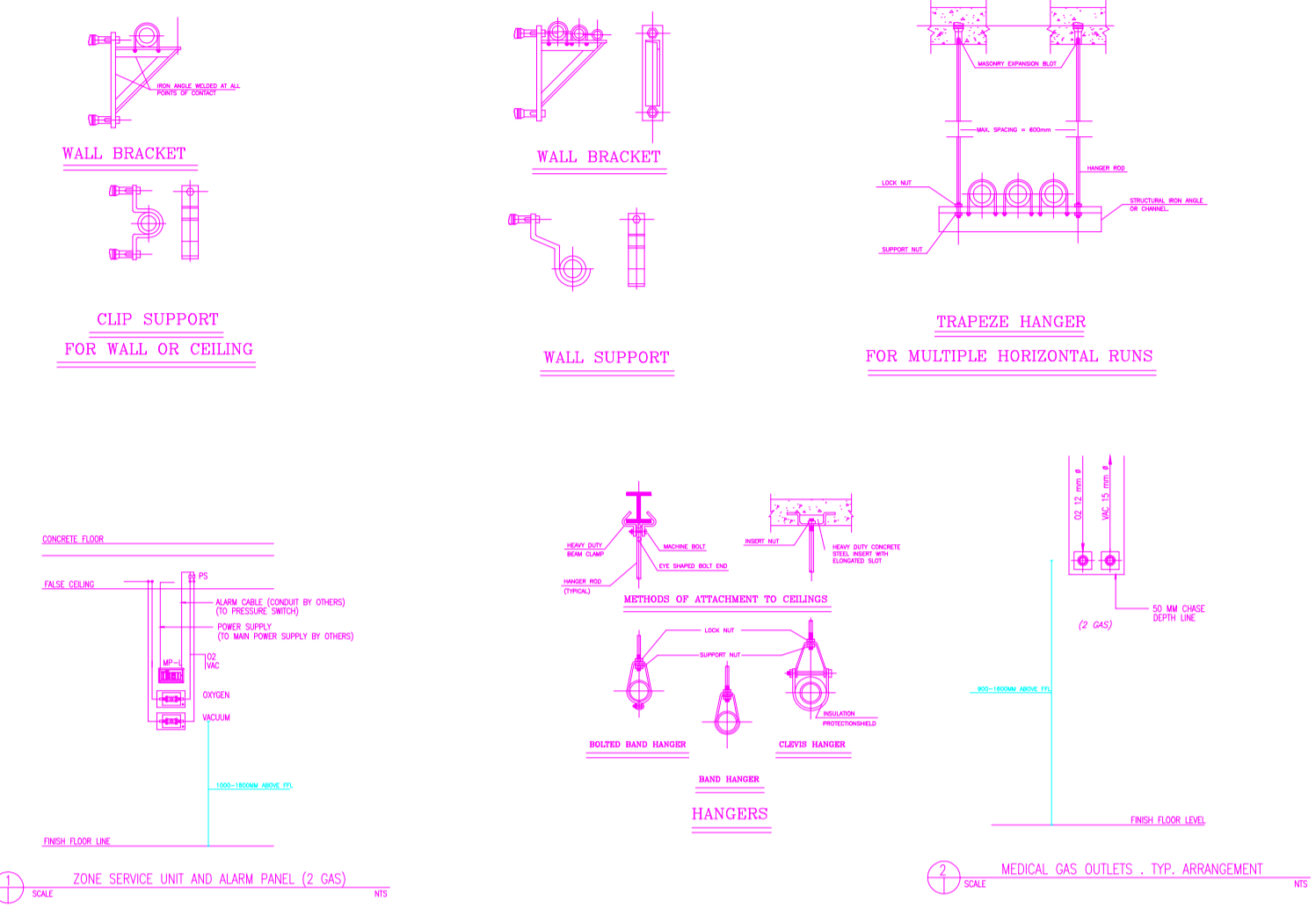
DRAWING NO.

**ME
01/02**

Date: **2026**

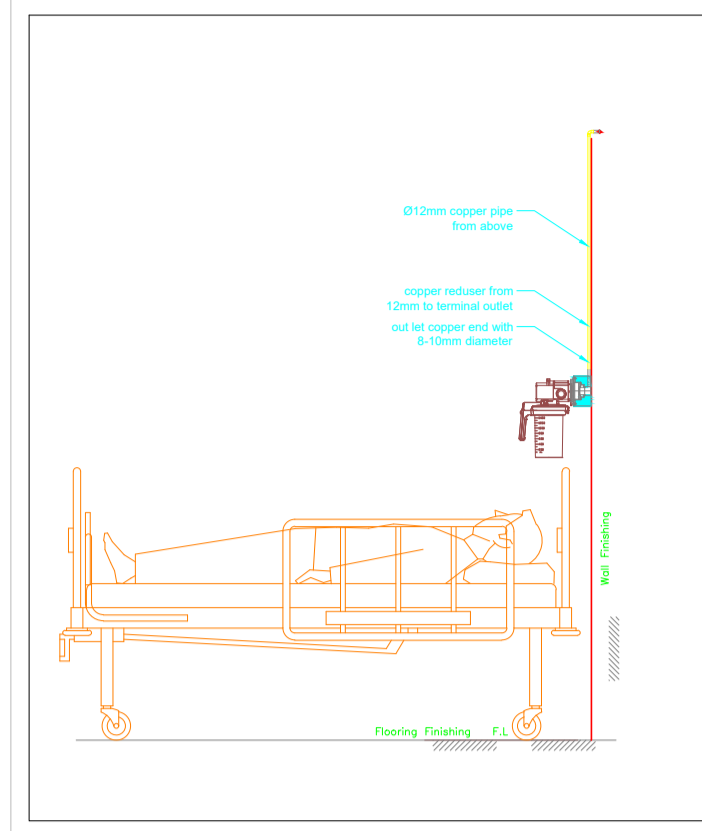
INTERVALS BETWEEN COPPER PIPE SUPPORTS		
OUTSIDE DIAMETER IN mm	MAXIMUM INTERVAL FOR HORIZONTAL RUNS IN mm	MAXIMUM INTERVAL FOR VERTICAL RUNS IN mm
15	1200	1800
22	1500	2400
28	1800	2400
35	2400	3000
42	2400	3000
54	2700	3000
76	3000	3600

NOTE: FOR GROUP OF PIPES SUPPORT, THE SMALLEST PIPE SIZE REQUIRED SUPPORT INTERVAL WILL GOVERN.
(REF: HW02-01 TABLE)



GENERAL NOTES

- CONTRACTOR SHALL VERIFY AND CONFIRM IN WRITING ALL GRADES, ELEVATIONS, DIMENSIONS AND CLEARANCES OF EXISTING WORK. COPIES OF THE ORIGINAL REVIEW ARE AVAILABLE ON REQUEST.
- CONTRACTOR SHALL EXAMINE ARCHITECTURAL DRAWINGS AND DRAWINGS OF OTHER TRADES AFFECTING HIS WORK INCLUDING MEDICAL EQUIPMENT LAYOUTS. CONTRACTOR SHALL BE RESPONSIBLE FOR VERIFYING THE LOCATION OF ALL PLUMBING EQUIPMENT FOR ACCORDING TO THE LATEST ACCEPTED LAYOUTS. ANY EXTRA COSTS TO THE OWNER BASED ON MISUNDERSTANDING INFORMATION ABOUT EQUIPMENT & FIXTURE LOCATION WILL NOT BE ACCEPTED.
- CONTRACTOR SHALL COORDINATE MEDICAL GAS SYSTEMS AND OUTLETS WITH ALL OTHER TRADES INCLUDING THE LATEST ACCEPTED MEDICAL EQUIPMENT LAYOUTS TO CLAIM FOR RESPONSIBLE WORK PRACTICES. ANY CHANGES WILL BE ALLOWED, DUE TO EQUIPMENT ROUGH-IN LOCATION CHANGES.
- ALL MEDICAL GAS OUTLETS/INLETS ARE WALL MOUNTED EXCEPT OTHERWISE NOTED.
- LOCATE AREA ALARM PANELS AT A NURSE'S STATION OR OTHER LOCATION THAT WILL PROVIDE FOR RESPONSIBLE SURVEILLANCE.

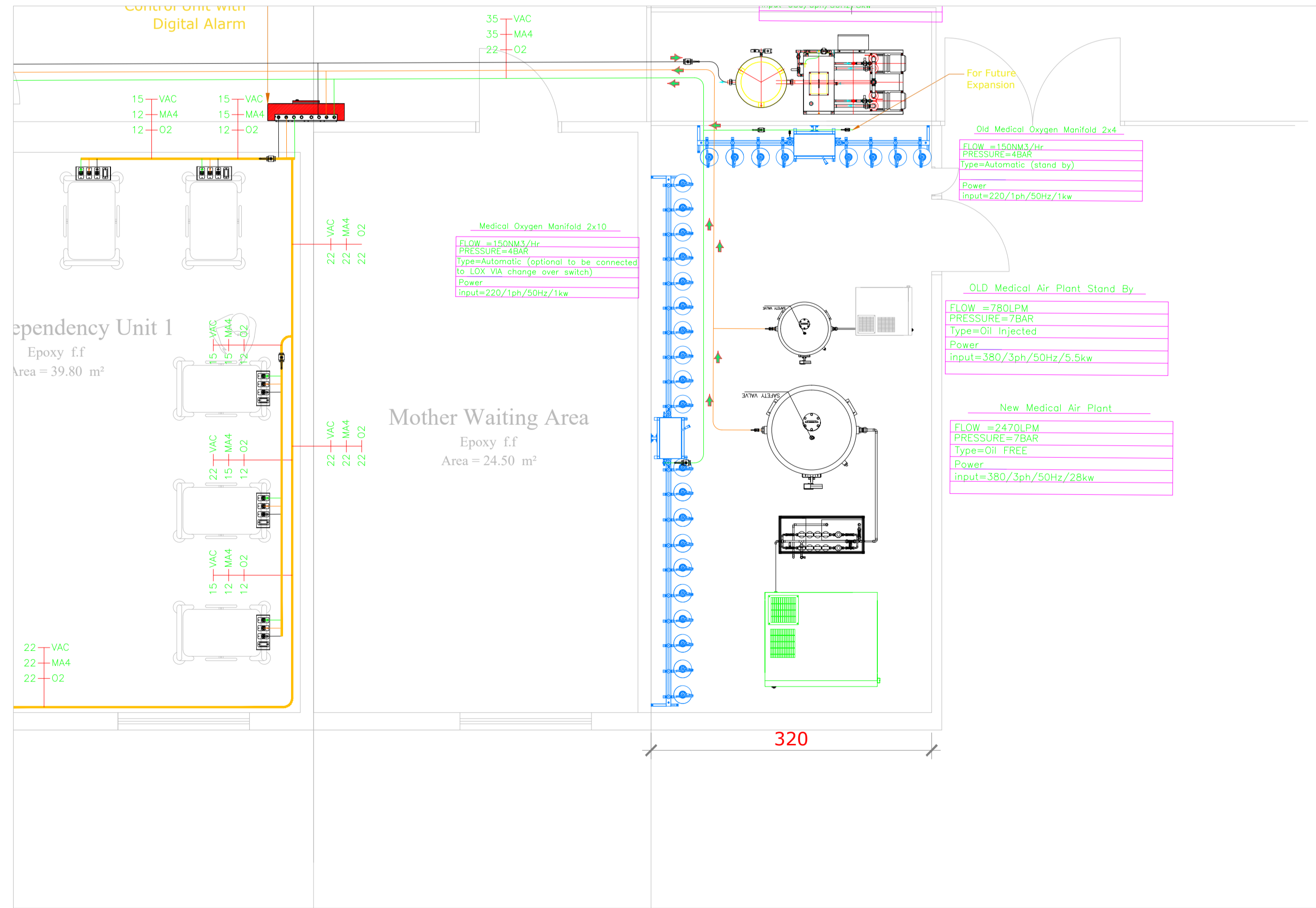


GENERAL NOTE

- THIS DRAWING IS TO BE READ IN CONJUNCTION WITH ALL RELEVANT ARCHITECTS AND ENGINEERS DRAWINGS AND SPECIFICATIONS.
- INSTALLATION WORK SHALL COORDINATE WITH THE ACTUAL HOSPITAL CONDITION.
- ACTUAL QUANTITY SHOULD COORDINATE WITH THE ACTUAL SITE CONSTRUCTION STATUS.
- HOSPITAL VISIT IS RECOMMENDED BEFORE PURCHASE OF ALL MATERIALS.
- ALL MATERIALS, METHOD OF INSTALLATION AND QUALITY OF WORKMANSHIP SHOULD BE SUBJECT TO THE APPROVAL OF THE MECHANICAL ENGINEER.
- ALL NECESSARY EXTERNAL PIPE WORK SHOULD BE INSULATED WITH APPROVED TYPE OF INSULATION MATERIALS.
- ALL INSTALLATION SHALL BE ACCESSIBLE FOR FUTURE MAINTENANCE.

LEGEND: -

SYM.	DESCRIPTION
	AREA SERVICE VALVE UNIT (SHUTOFF VALVE BOX)
	AREA ALARM UNIT
	BS TYPE OXYGEN TERMINAL UNIT
	BALL VALVE



Date	Revision	Signature

Owner: DOCTORS WITH AFRICA- CUAMM

Dwg Title: Black Lion NICU Oxygen, Medical AIR and Vacuum pipe system

Project title: Black lion NICU Rehabilitation DRAWING NO.

LOCATION: Addis Ababa

Design By: HAB CORE ENGINEERING PLC

ME
02/02

Scale: 1:100

Date: 2026