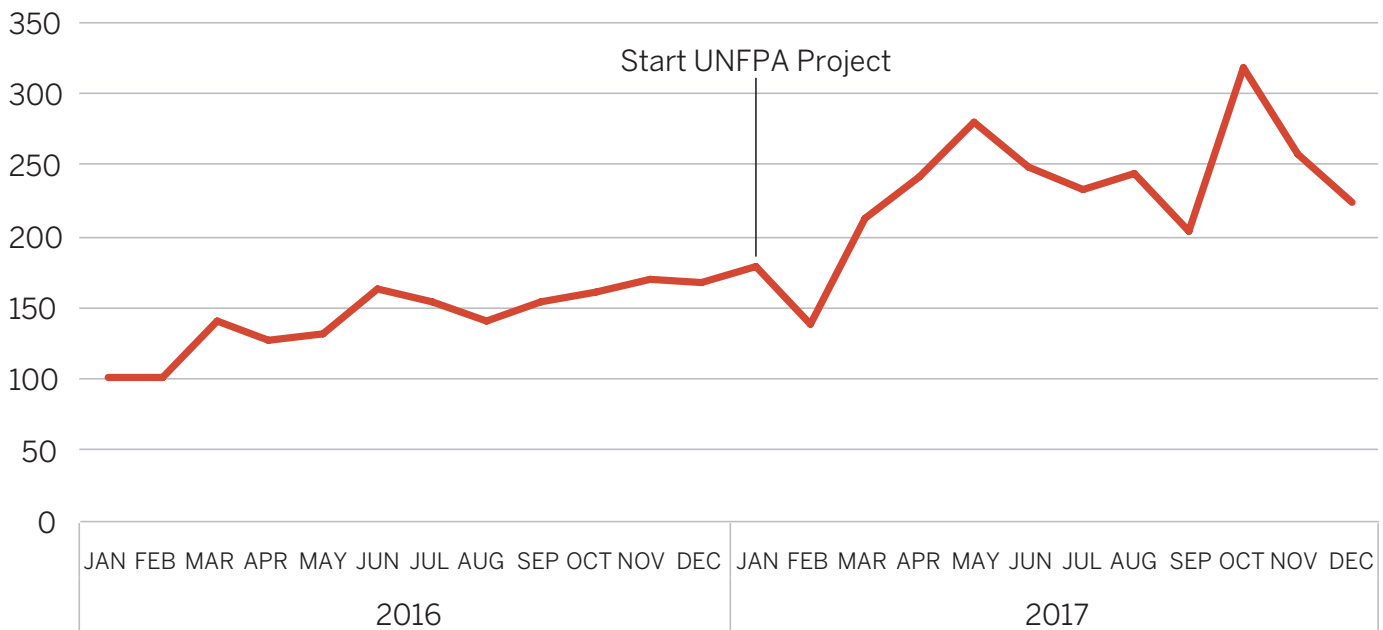


# BO GOVERNMENT HOSPITAL

## 2017 MATERNAL HEALTH DATA

**232**  
DELIVERIES MONTHLY AVERAGE

**143**  
IN 2016



Total Deliveries



foto Nicola Bertl

---

**720**  
REFERRALS  
RECEIVED

**498**  
IN 2016  
(+44,6%)

---

**1.096**  
TRANSFUSION  
DONE IN MATERNITY

**628**  
IN 2016  
(+74,5%)

---

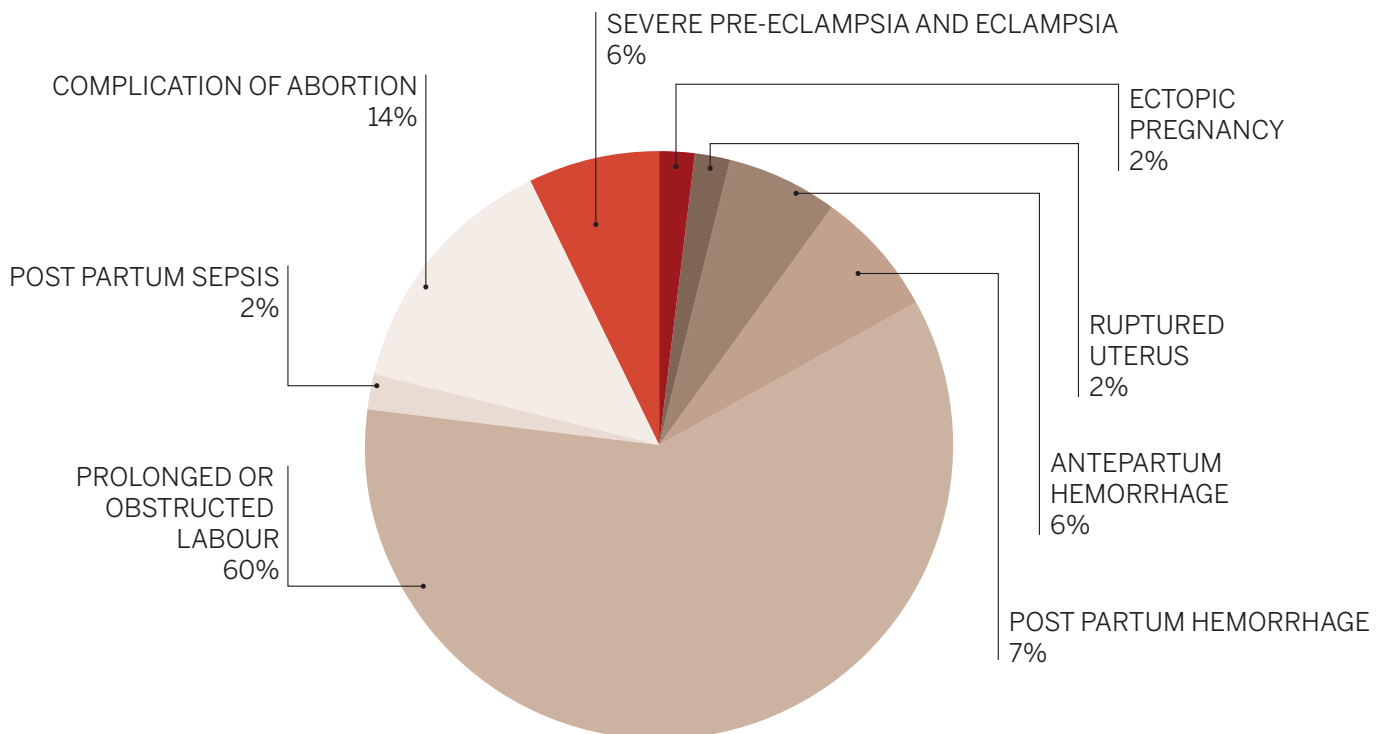
**996**  
CESAREAN SECTION  
PERFORMED

**485**  
IN 2016  
(+105,4%)

---

**1.380**  
MAJOR DIRECT  
OBSTETRIC  
COMPLICATION  
TREATED IN 2017

**840**  
IN 2016  
(+64,3%)



---

**22%**  
OF MDOC OCCURED IN TEENAGERS

---

**31%**  
OF MDOC ARRIVED WITH REFERRAL  
SYSTEM

---

**38%**  
MET NEED FOR EMOC IN BO  
GOVERNMENT HOSPITAL IN 2017  
(3.622 EXPECTED MDOC IN BO  
DISTRICT)

---

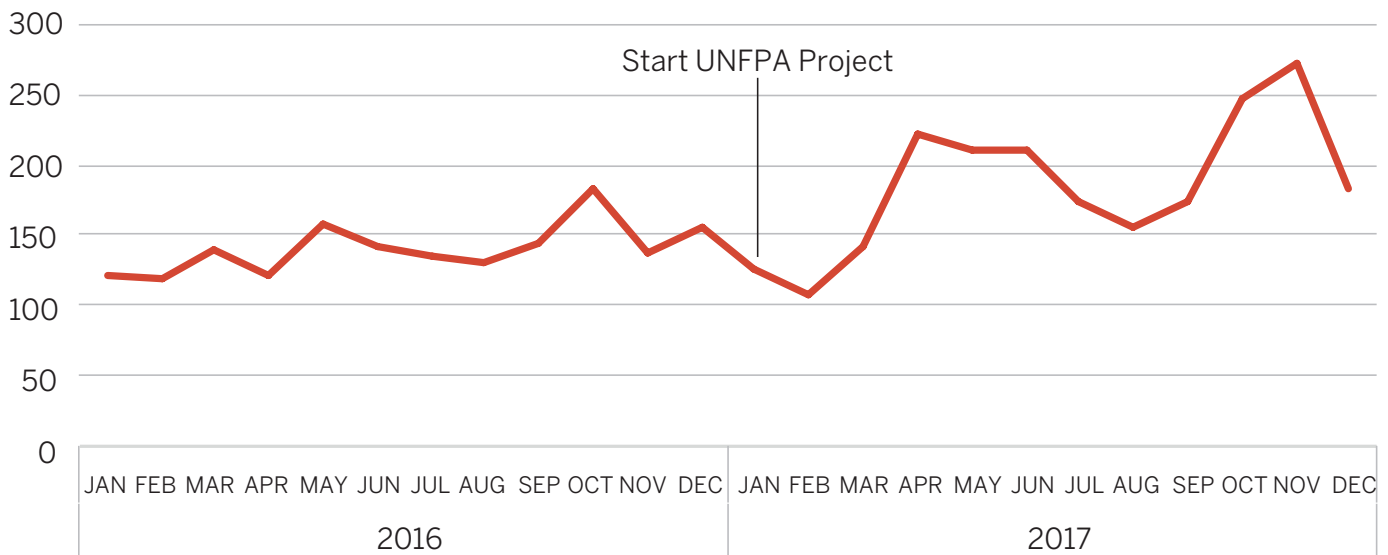
**1,5%**  
DIRECT OBSTETRIC FATALITY RATE  
(<1% WHO TARGET)

# MAKENI GOVERNMENT HOSPITAL

## 2017 MATERNAL HEALTH DATA

**185**  
DELIVERIES MONTHLY AVERAGE

**141**  
IN 2016



Total Deliveries



foto Nicola Bertì

---

**473**  
REFERRALS  
RECEIVED

**363**  
IN 2016  
(+30,3%)

---

**483**  
TRANSFUSION  
DONE IN MATERNITY

**335**  
IN 2016  
(+44,2%)

---

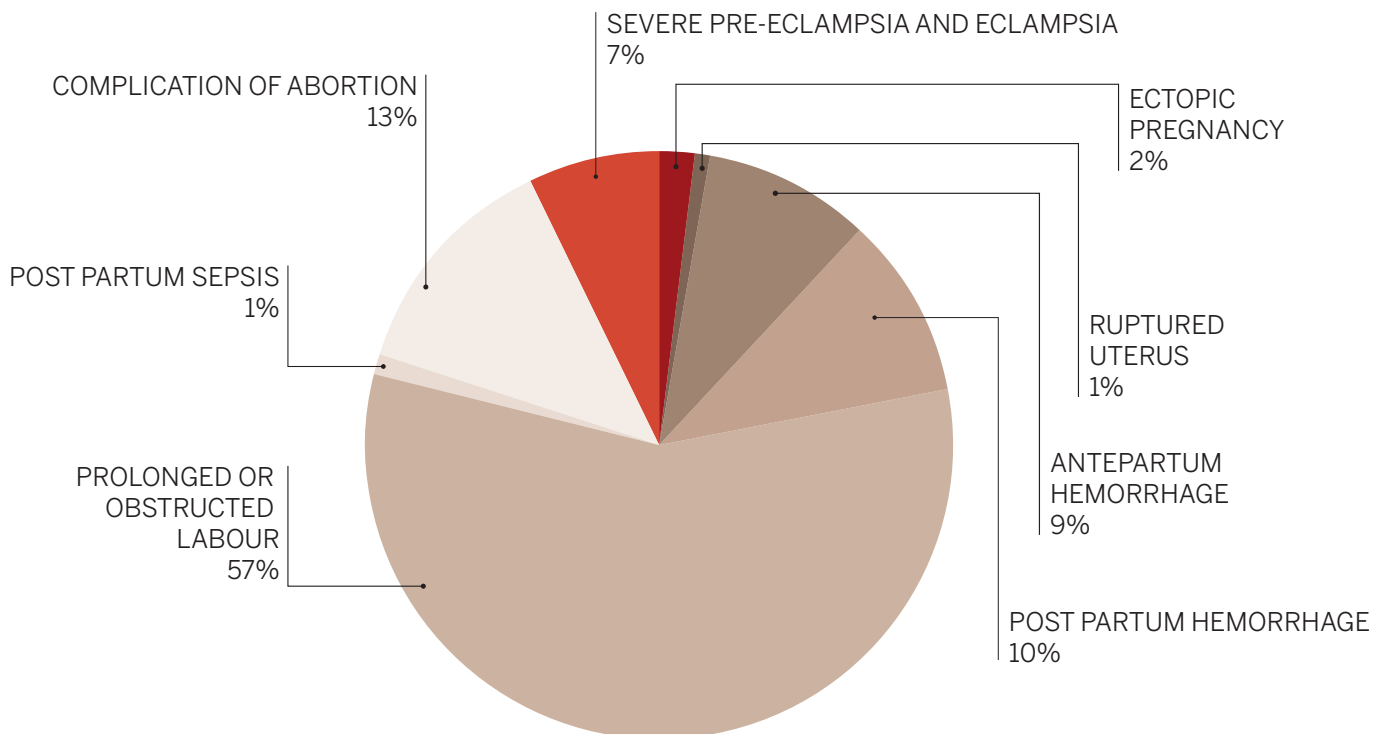
**486**  
CESAREAN SECTION  
PERFORMED

**315**  
IN 2016  
(+54,3%)

---

**1.062**  
MAJOR DIRECT  
OBSTETRIC  
COMPLICATION  
TREATED IN 2017

**788**  
IN 2016  
(+34,8%)



---

**22%**  
OF MDOC OCCURED IN TEENAGERS

---

**21%**  
OF MDOC ARRIVED WITH REFERRAL  
SYSTEM

---

**28%**  
MET NEED FOR EMOC IN MAKENI  
GOVERNMENT HOSPITAL IN 2017  
(3.816 EXPECTED MDOC IN BOMBALI  
DISTRICT)

---

**1,7%**  
DIRECT OBSTETRIC FATALITY RATE  
(<1% WHO TARGET)

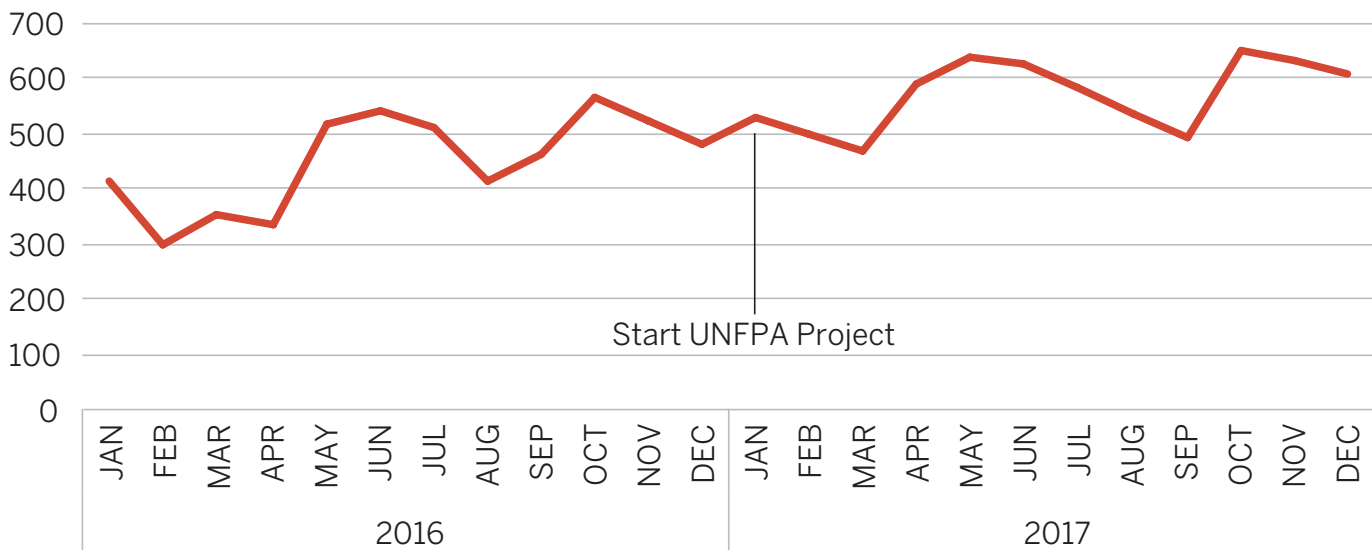


# PCMH

## 2017 MATERNAL HEALTH DATA

**571**  
DELIVERIES MONTHLY AVERAGE

**450**  
IN 2016



Total Deliveries



foto Nicola Bertl

---

**2.441**  
REFERRALS  
RECEIVED

**1.899**  
IN 2016  
(+28,5%)

---

**2.364**  
TRANSFUSION  
DONE IN MATERNITY

**2.469**  
IN 2016  
(-4,3%)

---

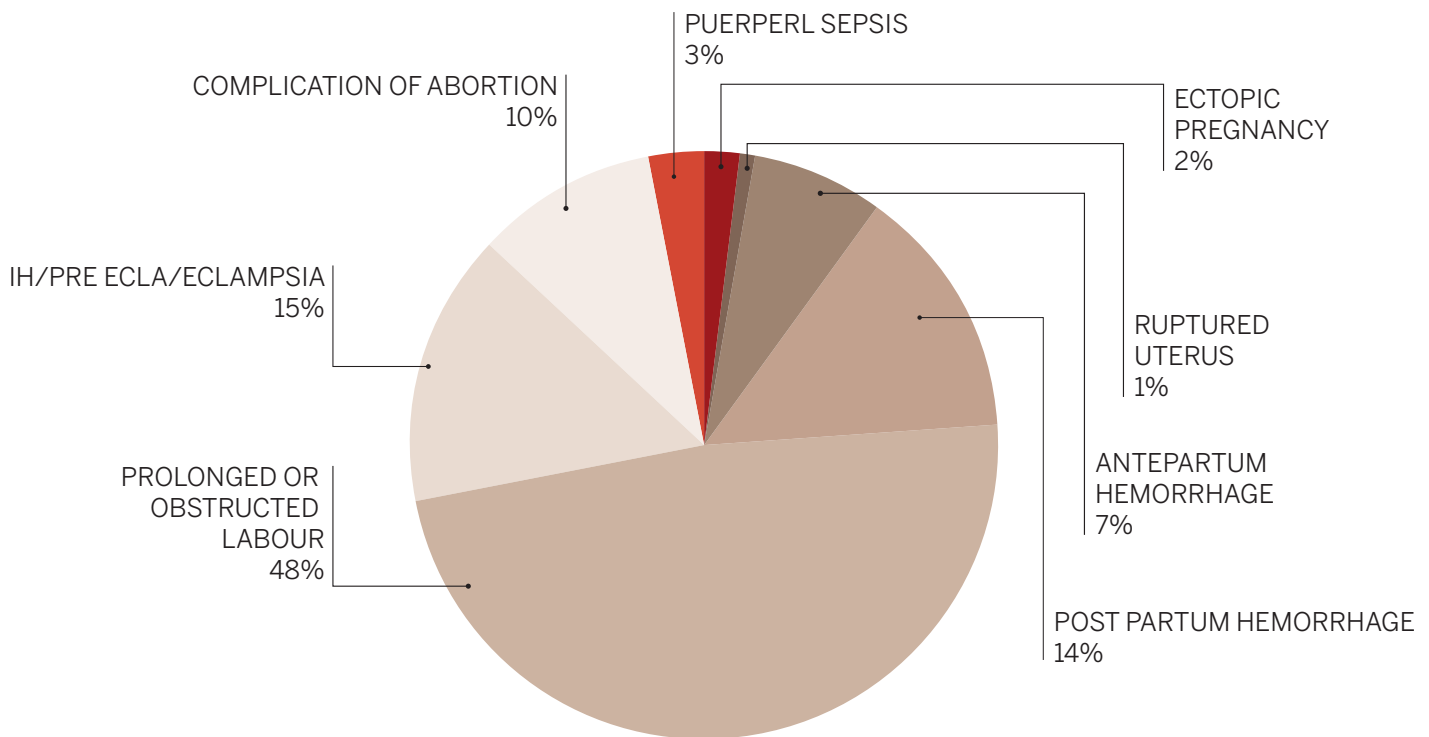
**2.028**  
CESAREAN SECTION  
PERFORMED

**1.692**  
IN 2016  
(+19,9%)

---

**3.674**  
MAJOR DIRECT  
OBSTETRIC  
COMPLICATION  
TREATED IN 2017

**2.821**  
IN 2016  
(+30,2%)



---

**16%**  
OF MDOC OCCURED IN TEENAGERS

---

**40%**  
OF MDOC ARRIVED WITH REFERRAL  
SYSTEM

---

**39%**  
MET NEED FOR EMOC PCMH IN 2017  
(9.439 EXPECTED MDOC IN WESTERN  
AREA DISTRICT)

---

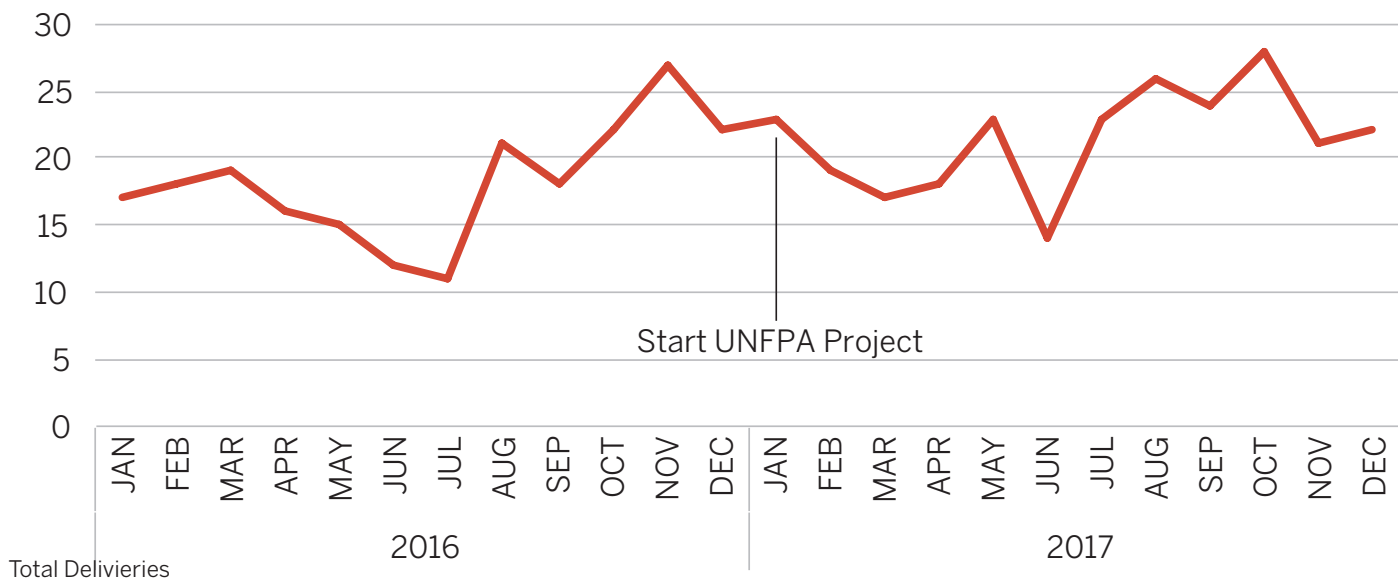
**1,3%**  
DIRECT OBSTETRIC FATALITY RATE  
(<1% WHO TARGET)

# BONTHE GOVERNMENT HOSPITAL

## 2017 MATERNAL HEALTH DATA

**22** DELIVERIES MONTHLY AVERAGE **18** IN 2016

UBC HOSPITAL IN MATTRU: 464 DELIVERIES ATTENDED IN 2017



Total Deliveries



foto Nicola Berti

---

**146**  
REFERRALS  
RECEIVED

**80**  
IN 2016  
(+82,5%)

UBC HOSPITAL IN MATTRU:  
182 REFERRALS RECEIVED

---

---

**42**  
TRANSFUSION  
DONE IN MATERNITY

DATA NOT  
AVAILABLE FOR  
2016

UBC HOSPITAL IN MATTRU:  
70 TRANSFUSION DONE IN MATERNITY

---

---

**44**  
CESAREAN SECTION  
PERFORMED

**20**  
IN 2016  
(+120%)

UBC HOSPITAL IN MATTRU:  
131 CESAREAN SECTION PERFORMED

---

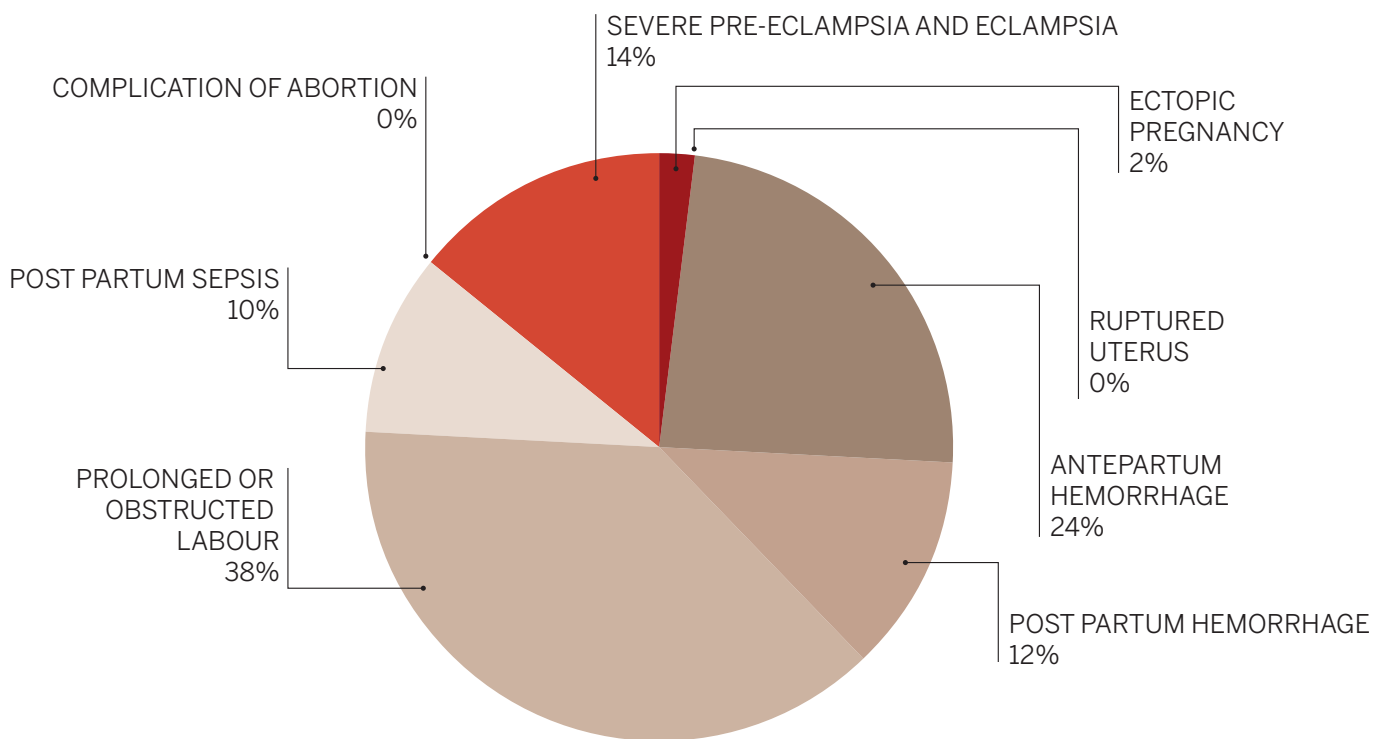
---

**85**  
MAJOR DIRECT  
OBSTETRIC  
COMPLICATION  
TREATED IN 2017

**43**  
IN 2016  
(+97,7%)

UBC HOSPITAL IN MATTRU: 144 MDOC TREATED IN 2017

---



---

**24%**  
OF MDOC OCCURED IN TEENAGERS

---

---

**62%**  
OF MDOC ARRIVED WITH REFERRAL  
SYSTEM

---

---

**18%**  
MET NEED FOR EMOC UBC + BGH IN  
2017 (1.262 EXPECTED MDOC IN  
WESTERN AREA DISTRICT)

---

---

**2,4%**  
DIRECT OBSTETRIC FATALITY RATE IN  
BGH (<1% WHO TARGET)

---